

# APPLICATION INSTRUCTIONS

Terracotta, clinker, brick

**Finalit**   
Stone & Ceramic Care

## Step 1: Basic Cleaning



Basic Cleaning

Finalit No. 9 Lime and Cement Bloom Remover + Finalit No. 1 Intensive Cleaner (Neutralisation)



Dilute No. 9 up to a ratio of 1:10 with water



Apply No. 9 and agitate immediately



After approx. 15 min. re-agitate if necessary. Then rinse thoroughly




Dilute No. 1 in a ratio of 1:20 with water



Apply No. 1 and agitate immediately



Rinse with water after approx. 15 minutes



Allow cleaned surface to dry

No. 9: 1l for up to 30 m<sup>2</sup>, depending on the degree of soiling  
No. 1: 1l for up to 60 m<sup>2</sup>

## Step 2: Protection



Protection

Finalit No. 21S Pores Filler + Finalit No. 20 Hot Impregnation (or Finalit No. 25 Premium-Cool Impregnation)



Dilute No. 21S up to a ratio of max. 1:3 with water



Apply 1-2 times, depending on the absorbency



Remove excess product immediately, let dry



Heat No. 20 in a water bath to 50-70°C



Pour No. 20 into container and use undiluted



Apply 1-2 times, depending on the absorbency



Remove excess product immediately

No. 21S: 1l for up to 30m<sup>2</sup>, depending on the absorbency of the material  
No. 20: 1l for up to 30m<sup>2</sup>, depending on the absorbency of the material

## Alternative: Protection with glossy finish!

Finalit No. 21S Pores Filler + Finalit No. 23 High Gloss Impregnation



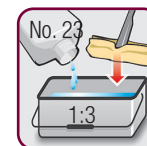
Dilute No. 21S up to a ratio of max. 1:3 with water



Apply 1-2 times, depending on the absorbency



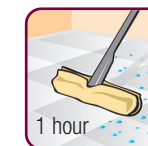
Remove excess product immediately, let dry



Dilute No. 23 in a ratio of max. 1:3 with water



Apply 1-2 times, depending on the absorbency



Remove excess product immediately, let dry

No. 21S: 1l for up to 30m<sup>2</sup>, depending on the absorbency of the material  
No. 23: 1l for up to 30m<sup>2</sup>, depending on the absorbency of the material