

Step 1: Basic Cleaning

Finalit No. 1 Intensive Cleaner

1 L for up to 30 m², depending on the degree of soiling

Application video



Dilute up to 1:20 with water



Rub in



After approx. 15 min. rinse thoroughly with water



Allow cleaned surface to dry

Step 2: Protection

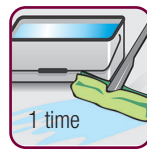
Finalit No. 22 Cool Impregnation

1 L for up to 80 m², depending on the absorbency of the material

Application video



Pour into container and use undiluted



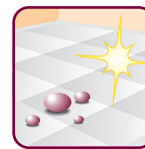
Apply 1 time



Remove excess product immediately



Let dry for approx. 1 hour



Mid term protection

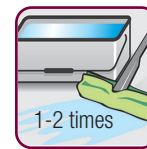
Alternative: Finalit No. 25 Premium-Cool Impregnation

1 L for up to 80 m², depending on the absorbency of the material

Application video



Pour into container and use undiluted



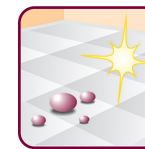
Apply 1-2 times, depending on the absorbency



Remove excess product immediately



Let dry for approx. 1 hour



Long-term protection

Step 3: Care

Finalit No. 40 Citrus Scent Cleaner for all surfaces (pH neutral)

1 L for up to 400 m², depending on the degree of soiling

Application video



Approx. 5 caps per 5 litre water bucket



Apply, wipe with water. Allow to dry