

Step 1: Basic Cleaning

Finalit No. 9 Lime and Cement Bloom Remover

1 L for up to 30 m², depending on the degree of soiling

Application video



Dilute up to 1:10 with water



Rub in



After approx. 15 min. rinse thoroughly with water

Step 2: Neutralisation

Finalit No. 1 Intensive Cleaner

1 L for up to 60 m²

Application video



Dilute up to 1:20 with water



Rub in



After approx. 15 min. rinse thoroughly with water



Allow cleaned surface to dry

Step 3: Pretreatment

Finalit No. 21S Pores Filler / Pretreatment with basic protection

1 L for up to 30 m², depending on the absorbency of the material

Application video



Can be diluted with water up to max. 1:3



Apply 1-2 times, depending on the absorbency



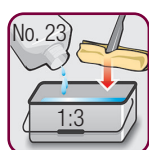
Remove excess product immediately, allow to dry

Step 4: Protection

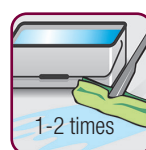
Finalit No. 23 High Gloss Impregnation

1 L for up to 30 m², depending on the absorbency of the material

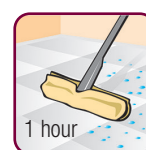
Application video



Can be diluted with water up to max. 1:3



Apply 1-2 times, depending on the absorbency



Remove excess product immediately, allow to dry